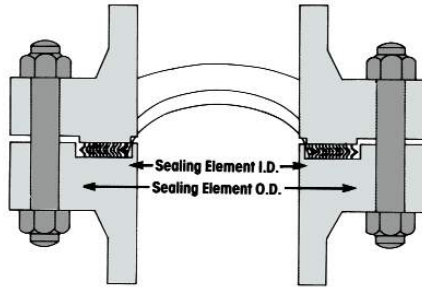


# STYLE R

## FOR USE WITH MALE & FEMALE AND TONGUE & GROOVE ASME B16.5 & BS 1560 FLANGES

Standard Style R gaskets embody all the exclusive features of Flexitallic design for keeping compression values in balance with bolting and providing adequate resilience to compensate for variable stresses encountered in service. Standard Style R gaskets are manufactured to a nominal thickness of .125" (3.2mm). Optimum compression is in the range of .090" to .100" (2.3mm to 2.5mm) thick.



There are three types of Style R gaskets:

- (a) Style R-1 indicates gaskets for use with large male and female flanges.\*
- (b) Style R-3 indicates gaskets for use with large tongue and groove flanges.
- (c) Style R-4 indicates gaskets for use with small tongue and groove flanges.

\*As a general rule, the use of Flexitallic Spiral Wound gaskets with small male and female flange facings is not recommended.

Dimensional limitations established by the proportions of the small tongue and groove facings limit the possibility of increasing gasket dimensions to improve the load carrying capacity in the higher pressure series. For this reason, it is suggested that large tongue and groove facings be selected for new construction when class 900, 1500 and 2500 flanges are to be used. Style R-4 gaskets may be compressed an additional amount when exposed to the higher bolt loads, but not to the degree that the gasket will be crushed due to the radial support provided by the confining groove.

Special Style R gaskets are adaptable to non-standard flanges and can be designed and manufactured according to specifications for high and low pressure applications and for severe corrosive conditions.

When ordering special Style R gaskets for non-standard flanges and for special applications, furnish complete data on Flexitallic Gasket Engineering Data Form.

NOTE - The following Style R gaskets are interchangeable:

Style R-1 and R-3 gaskets

- 1/4" sizes - Classes 150, 300, 400 and 600 are interchangeable.
- 1/2" sizes - Classes 150, 300, 400, 600, 900, 1500 and 2500 (R-3 only) are interchangeable.
- All R-1 and R-3 gaskets in Classes 300, 400 and 600 are interchangeable within their size category.
- All R-1 and R-3 gaskets in Classes 900 and 1500 are interchangeable within their size category.

Style R-4 gaskets

- 1/2" sizes - interchangeable with all NPS 1/2" R-1 and R-3 gaskets within the same pressure rating.
- 3/4" interchangeable with all 3/4" R-1 and R-3 gaskets within the same pressure rating.
- All R-4 gaskets in Classes 300 through 2500 are interchangeable within their size category.

TABLE 16

NOM PIPE SIZE	Style R1 for Large Male and Female								Style R3 for Large Tongue and Groove				Style R4 for Small Tongue and Groove			
	Sealing Element Class 150-1500				Sealing Element Class 2500				Sealing Element Class 150 - 2500				Sealing Element Class 150 - 2500			
	ID	OD	ID	OD	ID	OD	ID	OD	ID	OD	ID	OD	ID	OD		
1/4	1/2	12.7	1	25.4	-	-	-	-	1/2	12.7	1	25.4	-	-	-	-
1/2	1	25.4	1-3/8	34.9	13/16	20.6	1-3/8	34.9	1	25.4	1-3/8	34.9	1	25.4	1-3/8	34.9
3/4	1-5/16	33.3	1-11/16	42.9	1-1/16	27.0	1-11/16	42.9	1-5/16	33.3	1-11/16	42.9	1-5/16	33.3	1-11/16	42.9
1	1-1/2	38.1	2	50.8	1-1/4	31.8	2	50.8	1-1/2	38.1	2	50.8	1-1/2	38.1	1-7/8	47.6
1-1/4	1-7/8	47.6	2-1/2	63.5	1-5/8	41.3	2-1/2	63.5	1-7/8	47.6	2-1/2	63.5	1-7/8	47.6	2-1/4	57.2
1-1/2	2-1/8	54.0	2-7/8	73.0	1-7/8	47.6	2-7/8	73.0	2-1/8	54.0	2-7/8	73.0	2-1/8	54.0	2-1/2	63.5
2	2-7/8	73.0	3-5/8	91.1	2-3/8	60.3	3-5/8	92.1	2-7/8	73.0	3-5/8	92.1	2-7/8	73.0	3-1/4	82.6
2-1/2	3-3/8	85.7	4-1/8	104.8	3	76.2	4-1/8	104.8	3-3/8	85.7	4-1/8	104.8	3-3/8	85.7	3-3/4	95.3
3	4-1/4	108.0	5	127.0	3-3/4	95.3	5	127.0	4-1/4	108.0	5	127.0	4-1/4	108.0	4-5/8	117.5
3-1/2	4-3/4	120.7	5-1/2	139.7	-	-	-	-	4-3/4	120.7	5-1/2	139.7	4-3/4	120.7	5-1/8	130.2
4	5-3/16	131.8	6-3/16	157.2	4-3/4	120.7	6-3/16	157.2	5-3/16	131.8	6-3/16	157.2	5-3/16	131.8	5-11/16	144.5
4-1/2	5-11/16	144.5	6-3/4	171.5	-	-	-	-	5-11/16	144.5	6-3/4	171.5	-	-	-	-
5	6-5/16	160.3	7-5/16	185.7	5-3/4	146.1	7-5/16	185.7	6-5/16	160.3	7-5/16	185.7	6-5/16	160.3	6-13/16	173.0
6	7-1/2	190.5	8-1/2	215.9	6-3/4	171.5	8-1/2	215.9	7-1/2	190.5	8-1/2	215.9	7-1/2	190.5	8	203.2
8	9-3/8	238.1	10-5/8	269.9	8-3/4	222.3	10-5/8	269.9	9-3/8	238.1	10-5/8	269.9	9-3/8	238.1	10	254.0
10	11-1/4	285.8	12-3/4	323.9	10-3/4	273.1	12-3/4	323.9	11-1/4	285.8	12-3/4	323.9	11-1/4	285.8	12	304.8
12	13-1/2	342.9	15	381.0	13	330.2	15	381.0	13-1/2	342.9	15	381.0	13-1/2	342.9	14-1/4	362.0
14	14-3/4	374.7	16-1/4	412.8	-	-	-	-	14-3/4	374.7	16-1/4	412.8	14-3/4	374.7	15-1/2	393.7
16	17	425.5	18-1/2	469.9	-	-	-	-	17	425.5	18-1/2	469.9	16-3/4	425.5	17-5/8	447.7
18	19-1/4	489.0	21	533.4	-	-	-	-	19-1/4	489.0	21	533.4	19-1/4	489.0	20-1/8	511.2
20	21	533.4	23	584.2	-	-	-	-	21	533.4	23	584.2	21	533.4	22	558.2
24	25-1/4	641.4	27-1/4	692.2	-	-	-	-	25-1/4	641.4	27-1/4	692.2	25-1/4	641.4	26-1/4	666.8

DIMENSIONS IN INCHES & MILLIMETERS.

\*It is essential that Style R gaskets are fitted with a compression stop. Without a correctly dimensioned stop the gasket can easily be over-compressed resulting in failure. To provide a compression stop the depth of the tongue, groove or recess should be controlled to provide optimum compressed gasket thickness with metal to metal contact on the flange faces (see tables on Page 28 and 32).

Note: Style R3 for NPS 1/4 are for class 150 to 600 only. Style R3 for NPS 4-1/2 are for class 150 to 1500 only.

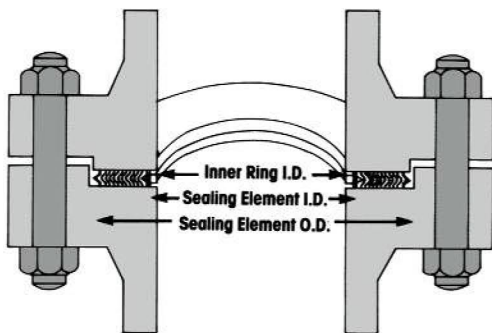
## STYLE RIR

### FOR USE WITH LARGE MALE & FEMALE ASME B16.5 AND BS 1560 FLANGES

TABLE  
17

NOM PIPE SIZE	Style R1 for Large Male and Female									
	Inner Ring		Sealing Element Class 150 - 1500				Sealing Element Class 2500			
	ID		ID	OD		ID	OD		ID	OD
1/4	-	-	1/2	12.7	1	25.4	-	-	-	-
1/2	9/16	14.3	1	25.4	1-3/8	34.9	13/16	20.6	1-3/8	34.9
3/4	13/16	20.6	1-5/16	33.3	1-11/16	42.9	1-1/16	27.0	1-11/16	42.9
1	1-1/16	27.0	1-1/2	38.1	2	50.8	1-1/4	31.8	2	50.8
1-1/4	1-3/8	34.9	1-7/8	47.6	2-1/2	63.5	1-5/8	41.3	2-1/2	63.5
1-1/2	1-5/8	41.3	2-1/8	54.0	2-7/8	73.0	1-7/8	47.6	2-7/8	73.0
2	2-1/16	52.4	2-7/8	73.0	3-5/8	92.1	2-3/8	60.3	3-5/8	92.1
2-1/2	2-1/2	63.5	3-3/8	85.7	4-1/8	104.8	3	76.2	4-1/8	104.8
3	3-1/16	77.8	4-1/4	108.0	5	127.0	3-3/4	95.3	5	127.0
3-1/2	3-9/16	90.5	4-3/4	120.7	5-1/2	139.7	-	-	-	-
4	4-1/16	103.2	5-3/16	131.8	6-3/16	157.2	4-3/4	120.7	6-3/16	157.2
4-1/2	4-9/16	115.9	5-11/16	144.5	6-3/4	171.5	-	-	-	-
5	5-1/16	128.6	6-5/16	160.3	7-5/16	185.7	5-3/4	146.1	7-5/16	185.7
6	6-1/16	154.0	7-1/2	190.5	8-1/2	215.9	6-3/4	171.5	8-1/2	215.9
8	8	203.2	9-3/8	238.1	10-5/8	269.9	8-3/4	222.3	10-5/8	269.9
10	10	254.0	11-1/4	285.8	12-3/4	323.9	10-3/4	273.1	12-3/4	323.9
12	11-15/16	303.2	13-1/2	342.9	15	381.0	13	330.2	15	381.0
14	13-1/2	342.9	14-3/4	374.7	16-1/4	412.8	-	-	-	-
16	15-1/2	393.7	16-3/4	425.5	18-1/2	469.9	-	-	-	-
18	17-1/2	444.5	19-1/4	489.0	21	533.4	-	-	-	-
20	19-1/2	495.3	21	533.4	23	584.2	-	-	-	-
24	23-1/2	596.9	25-1/4	641.4	27-1/4	692.2	-	-	-	-

DIMENSIONS IN INCHES & MILLIMETERS.



Standard 'RIR' gaskets are manufactured to 0.125" (3.2mm) thickness. The gasket features a solid metal inner ring nominally 0.090" (2.3mm) thick, as an integrated part of its design. The inner ring provides a positive stop preventing the gasket from over compression and possible damage.

Special styles are available in other thickness.



# FLEXSEAL INDUSTRIAL

A FULL LINE GASKET & O-RING SUPPLIER

A Flexitallic® Distributor

**CALL** 832-445-0000

**FAX** 832-445-0002

**EMAIL** [sales@flexsealindustrial.com](mailto:sales@flexsealindustrial.com)

**VISIT** [www.flexsealindustrial.com](http://www.flexsealindustrial.com)

## 24/7 EMERGENCY CALLOUT SERVICE

Flexseal Industrial is a full line gasket and o-ring distributor. We provide a broad range of products including but not limited to Flexitallic spiral wound gaskets, die cut gaskets, sheet material, Flexpro (kammprofile) gaskets, RTJ's and o-ring seals.

We offer superior customer service and are committed to meeting the needs of all your industrial sealing applications.

### SPIRAL WOUND GASKETS




**SIGMA**



**Thermiculite**  
innovative. versatile. complete.



**Flexpro™**



**-RINGS**